



Location: CMA1b - Harbour Grand Hotel Boundary Wall

Report on 24-hour TSP monitoring

Action Level ($\mu\text{g}/\text{m}^3$) - 176.7

Limit Level ($\mu\text{g}/\text{m}^3$) - 260

Date	Sampling Time	Weather Condition	Filter paper no.	Filter Weight, g		Elapse Time, hr		Sampling Time, hr	Flow Rate, m^3/min			Total Volume, m^3	TSP Level, $\mu\text{g}/\text{m}^3$
				Initial	Final	Initial	Final		Initial, Q_{si}	Final, Q_{sf}	Average		
2-Mar-19	8:00	Cloudy	CMA1b_24hr 140524	2.6363	2.7232	11253.29	11277.29	24.00	1.22	1.22	1.22	1757	49.5
8-Mar-19	8:00	Rainy	CMA1b_24hr 140578	2.6545	2.7029	11280.29	11304.29	24.00	1.23	1.23	1.23	1768	27.4
14-Mar-19	8:00	Rainy	CMA1b_24hr 140746	2.6587	2.7295	11307.29	11331.29	24.00	1.22	1.23	1.23	1766	40.1
20-Mar-19	8:00	Cloudy	CMA1b_24hr 140810	2.6471	2.7499	13334.29	13358.29	24.00	1.22	1.21	1.21	1748	58.8
26-Mar-19	8:00	Cloudy	CMA1b_24hr 140883	2.6354	2.7144	13361.30	13385.30	24.00	1.22	1.22	1.22	1755	45.0

Report on 1-hour TSP monitoring

Action Level ($\mu\text{g}/\text{m}^3$) - 320.1

Limit Level ($\mu\text{g}/\text{m}^3$) - 500

Date	Sampling Time	Weather Condition	Filter paper no.	Filter Weight, g		Elapse Time, hr		Sampling Time, hr	Flow Rate, m^3/min			Total Volume, m^3	TSP Level, $\mu\text{g}/\text{m}^3$
				Initial	Final	Initial	Final		Initial, Q_{si}	Final, Q_{sf}	Average		
4-Mar-19	9:00	Rainy	CMA1b_1hr_1 140545	2.6227	2.6244	11277.29	11278.29	1.00	1.22	1.22	1.22	73	23.2
4-Mar-19	10:21	Rainy	CMA1b_1hr_2 140587	2.6398	2.6407	11278.29	11279.29	1.00	1.22	1.22	1.22	73	12.3
4-Mar-19	13:00	Rainy	CMA1b_1hr_3 140588	2.6371	2.6481	11279.29	11280.29	1.00	1.22	1.22	1.22	73	149.9
9-Mar-19	8:25	Rainy	CMA1b_1hr_1 140576	2.6589	2.6628	11304.29	11305.29	1.00	1.23	1.23	1.23	74	53.0
9-Mar-19	9:27	Rainy	CMA1b_1hr_2 140703	2.6591	2.6634	11305.29	11306.29	1.00	1.23	1.23	1.23	74	58.5
9-Mar-19	10:58	Rainy	CMA1b_1hr_3 140710	2.6666	2.6782	11306.29	11307.29	1.00	1.23	1.23	1.23	74	157.7
15-Mar-19	9:25	Cloudy	CMA1b_1hr_1 140731	2.6466	2.6473	11331.29	11332.29	1.00	1.23	1.23	1.23	74	9.5
15-Mar-19	10:50	Cloudy	CMA1b_1hr_2 140728	2.6747	2.6770	11332.29	11333.29	1.00	1.23	1.23	1.23	74	31.2
15-Mar-19	14:48	Cloudy	CMA1b_1hr_3 140807	2.6682	2.6721	11333.29	11334.29	1.00	1.23	1.23	1.23	74	52.9
21-Mar-19	8:30	Cloudy	CMA1b_1hr_1 140827	2.6541	2.6577	13358.29	13359.29	1.00	1.21	1.21	1.21	73	49.5
21-Mar-19	9:30	Cloudy	CMA1b_1hr_2 140829	2.6715	2.6753	13359.29	13360.29	1.00	1.21	1.21	1.21	73	52.3
21-Mar-19	10:45	Cloudy	CMA1b_1hr_3 140816	2.6510	2.6587	13360.29	13361.29	1.00	1.21	1.21	1.21	73	105.9
27-Mar-19	8:46	Cloudy	CMA1b_1hr_1 140875	2.6441	2.6461	13385.30	13386.30	1.00	1.22	1.22	1.22	73	27.4
27-Mar-19	10:15	Cloudy	CMA1b_1hr_2 140878	2.6502	2.6533	13386.30	13387.30	1.00	1.22	1.22	1.22	73	42.4
27-Mar-19	13:00	Cloudy	CMA1b_1hr_3 140904	2.6565	2.6578	13387.30	13388.30	1.00	1.22	1.22	1.22	73	17.8



Location: CMA2a - Causeway Bay Community Centre

Report on 24-hour TSP monitoring
Action Level ($\mu\text{g}/\text{m}^3$) - 169.5
Limit Level ($\mu\text{g}/\text{m}^3$) - 260

Date	Sampling Time	Weather Condition	Filter paper no.	Filter Weight, g		Elapse Time, hr		Sampling Time, hr	Flow Rate, m^3/min			Total Volume, m^3	TSP Level, $\mu\text{g}/\text{m}^3$
				Initial	Final	Initial	Final		Initial, Q_{si}	Final, Q_{sf}	Average		
2-Mar-19	8:00	Cloudy	CMA2a_24hr_140525	2.6564	2.8290	22817.62	22841.62	24.00	1.34	1.34	1.34	1935	89.2
8-Mar-19	8:00	Rainy	CMA2a_24hr_140557	2.6517	2.7371	22844.62	22868.62	24.00	1.25	1.25	1.25	1801	47.4
14-Mar-19	8:00	Rainy	CMA2a_24hr_140745	2.6548	2.8192	22871.62	22895.62	24.00	1.35	1.35	1.35	1943	84.6
20-Mar-19	8:00	Cloudy	CMA2a_24hr_140809	2.6597	2.8399	22898.92	22922.92	24.00	1.34	1.33	1.34	1925	93.6
27-Mar-19	14:07	Cloudy	CMA2a_24hr_140905	2.6353	2.7123	22954.64	22978.64	24.00	1.34	1.34	1.34	1930	39.9

Remarks: Due to interruption of electricity, the 24hr TSP was rescheduled from 26 March 2019 to 27 March 2019.

Report on 1-hour TSP monitoring
Action Level ($\mu\text{g}/\text{m}^3$) - 323.4
Limit Level ($\mu\text{g}/\text{m}^3$) - 500

Date	Sampling Time	Weather Condition	Filter paper no.	Filter Weight, g		Elapse Time, hr		Sampling Time, hr	Flow Rate, m^3/min			Total Volume, m^3	TSP Level, $\mu\text{g}/\text{m}^3$
				Initial	Final	Initial	Final		Initial, Q_{si}	Final, Q_{sf}	Average		
4-Mar-19	9:15	Rainy	CMA2a_1hr_1_140592	2.6399	2.6461	22841.62	22842.62	1.00	1.35	1.35	1.35	81	76.8
4-Mar-19	10:39	Rainy	CMA2a_1hr_2_140591	2.6328	2.6360	22842.62	22843.62	1.00	1.35	1.35	1.35	81	39.6
4-Mar-19	13:00	Rainy	CMA2a_1hr_3_140589	2.6345	2.6448	22843.62	22844.62	1.00	1.35	1.35	1.35	81	127.5
9-Mar-19	8:36	Rainy	CMA2a_1hr_1_140551	2.6393	2.6429	22868.62	22869.62	1.00	1.35	1.35	1.35	81	44.5
9-Mar-19	9:38	Rainy	CMA2a_1hr_2_140704	2.6655	2.6703	22869.62	22870.62	1.00	1.35	1.35	1.35	81	59.3
9-Mar-19	10:57	Rainy	CMA2a_1hr_3_140708	2.6576	2.6680	22870.62	22871.62	1.00	1.35	1.35	1.35	81	128.5
15-Mar-19	9:04	Cloudy	CMA2a_1hr_1_140732	2.6403	2.6453	22895.62	22896.62	1.00	1.35	1.35	1.35	81	61.7
15-Mar-19	13:00	Cloudy	CMA2a_1hr_2_140727	2.6585	2.6648	22896.62	22897.62	1.00	1.35	1.35	1.35	81	77.7
15-Mar-19	15:00	Cloudy	CMA2a_1hr_3_140808	2.6584	2.6671	22897.62	22898.62	1.00	1.35	1.35	1.35	81	107.3
21-Mar-19	8:00	Cloudy	CMA2a_1hr_1_140815	2.6561	2.6605	22922.92	22923.92	1.00	1.33	1.33	1.33	80	54.9
21-Mar-19	9:00	Cloudy	CMA2a_1hr_2_140830	2.6655	2.6730	22923.92	22924.92	1.00	1.33	1.33	1.33	80	93.7
21-Mar-19	10:00	Cloudy	CMA2a_1hr_3_140814	2.6503	2.6584	22924.92	22925.92	1.00	1.33	1.33	1.33	80	101.2
27-Mar-19	8:44	Cloudy	CMA2a_1hr_1_140877	2.6512	2.6576	22941.64	22942.64	1.00	1.34	1.34	1.34	80	79.6
27-Mar-19	10:15	Cloudy	CMA2a_1hr_2_140879	2.6499	2.6577	22942.64	22943.64	1.00	1.34	1.34	1.34	80	97.0
27-Mar-19	13:00	Cloudy	CMA2a_1hr_3_140902	2.6614	2.6677	22943.64	22944.64	1.00	1.34	1.34	1.34	80	78.3



Location: CMA3a - CWB PRE Site Office Area

Report on 24-hour TSP monitoring
Action Level ($\mu\text{g}/\text{m}^3$) - 171
Limit Level ($\mu\text{g}/\text{m}^3$) - 260

Date	Sampling Time	Weather Condition	Filter paper no.	Filter Weight, g		Elapse Time, hr		Sampling Time, hr	Flow Rate, m^3/min			Total Volume, m^3	TSP Level, $\mu\text{g}/\text{m}^3$
				Initial	Final	Initial	Final		Initial, Q_{si}	Final, Q_{sf}	Average		
2-Mar-19	8:00	Cloudy	CMA3a_24hr_140593	2.6265	2.7243	10255.24	10279.24	24.00	1.00	1.00	1.00	1440	67.9
8-Mar-19	8:00	Rainy	CMA3a_24hr_140553	2.6575	2.7126	10282.26	10306.26	24.00	1.01	1.01	1.01	1453	37.9
14-Mar-19	8:00	Rainy	CMA3a_24hr_140736	2.6658	2.7588	10309.26	10333.26	24.00	1.00	1.01	1.01	1450	64.1
20-Mar-19	8:00	Cloudy	CMA3a_24hr_140822	2.6667	2.7370	10336.29	10360.29	24.00	0.99	0.99	0.99	1429	49.2
27-Mar-19	14:05	Cloudy	CMA3a_24hr_140908	2.6467	2.7404	10366.29	10390.29	24.00	1.00	0.99	1.00	1434	65.3

Remarks: Due to interruption of electricity, the 24hr TSP was rescheduled from 26 March 2019 to 27 March 2019.

Report on 1-hour TSP monitoring
Action Level ($\mu\text{g}/\text{m}^3$) - 311.3
Limit Level ($\mu\text{g}/\text{m}^3$) - 500

Date	Sampling Time	Weather Condition	Filter paper no.	Filter Weight, g		Elapse Time, hr		Sampling Time, hr	Flow Rate, m^3/min			Total Volume, m^3	TSP Level, $\mu\text{g}/\text{m}^3$
				Initial	Final	Initial	Final		Initial, Q_{si}	Final, Q_{sf}	Average		
4-Mar-19	8:15	Rainy	CMA3a_1hr_1_140527	2.6525	2.6541	10279.24	10280.24	1.00	1.00	1.00	1.00	60	26.6
4-Mar-19	10:12	Rainy	CMA3a_1hr_2_140585	2.6391	2.6408	10280.24	10281.24	1.00	1.00	1.00	1.00	60	28.2
4-Mar-19	14:20	Rainy	CMA3a_1hr_3_140556	2.6369	2.6420	10281.24	10282.24	1.00	1.00	1.00	1.00	60	84.7
9-Mar-19	8:10	Rainy	CMA3a_1hr_1_140553	2.6359	2.6373	10306.26	10307.26	1.00	1.01	1.01	1.01	60	23.2
9-Mar-19	9:25	Rainy	CMA3a_1hr_2_140702	2.6378	2.6395	10307.26	10308.26	1.00	1.01	1.01	1.01	60	28.2
9-Mar-19	10:45	Rainy	CMA3a_1hr_3_140747	2.6420	2.6486	10308.26	10309.26	1.00	1.01	1.01	1.01	60	109.3
15-Mar-19	9:05	Cloudy	CMA3a_1hr_1_140717	2.6456	2.6471	10333.26	10334.26	1.00	1.01	1.01	1.01	61	24.8
15-Mar-19	10:45	Cloudy	CMA3a_1hr_2_140726	2.6706	2.6722	10334.26	10335.26	1.00	1.01	1.01	1.01	61	26.4
15-Mar-19	14:20	Cloudy	CMA3a_1hr_3_140806	2.6578	2.6658	10335.26	10336.26	1.00	1.01	1.01	1.01	61	132.1
21-Mar-19	8:10	Cloudy	CMA3a_1hr_1_140851	2.6502	2.6516	10360.29	10361.29	1.00	0.99	0.99	0.99	59	23.6
21-Mar-19	9:45	Cloudy	CMA3a_1hr_2_140857	2.6344	2.6353	10361.29	10362.29	1.00	0.99	0.99	0.99	59	15.2
21-Mar-19	10:58	Cloudy	CMA3a_1hr_3_140866	2.6440	2.6462	10362.29	10363.29	1.00	0.99	0.99	0.99	59	37.1
27-Mar-19	8:30	Cloudy	CMA3a_1hr_1_140899	2.6363	2.6423	10363.29	10364.29	1.00	1.00	1.00	1.00	60	100.3
27-Mar-19	10:05	Cloudy	CMA3a_1hr_2_140888	2.6538	2.6555	10364.29	10365.29	1.00	1.00	1.00	1.00	60	28.4
27-Mar-19	13:00	Cloudy	CMA3a_1hr_3_140901	2.6539	2.6540	10365.29	10366.29	1.00	1.00	1.00	1.00	60	1.7



Location: CMA4a - SPCA

Report on 24-hour TSP monitoring

Action Level ($\mu\text{g}/\text{m}^3$) - 171.2
Limit Level ($\mu\text{g}/\text{m}^3$) - 260

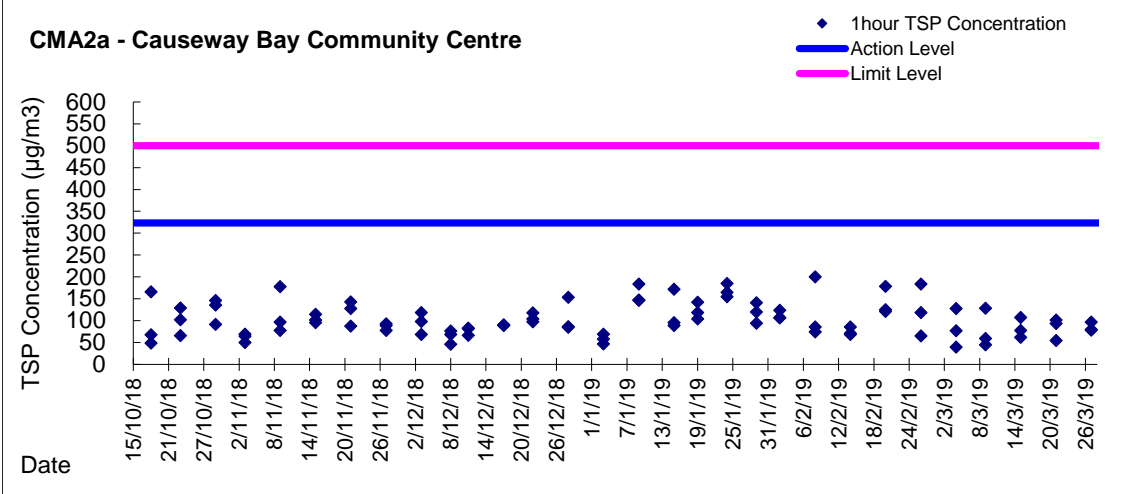
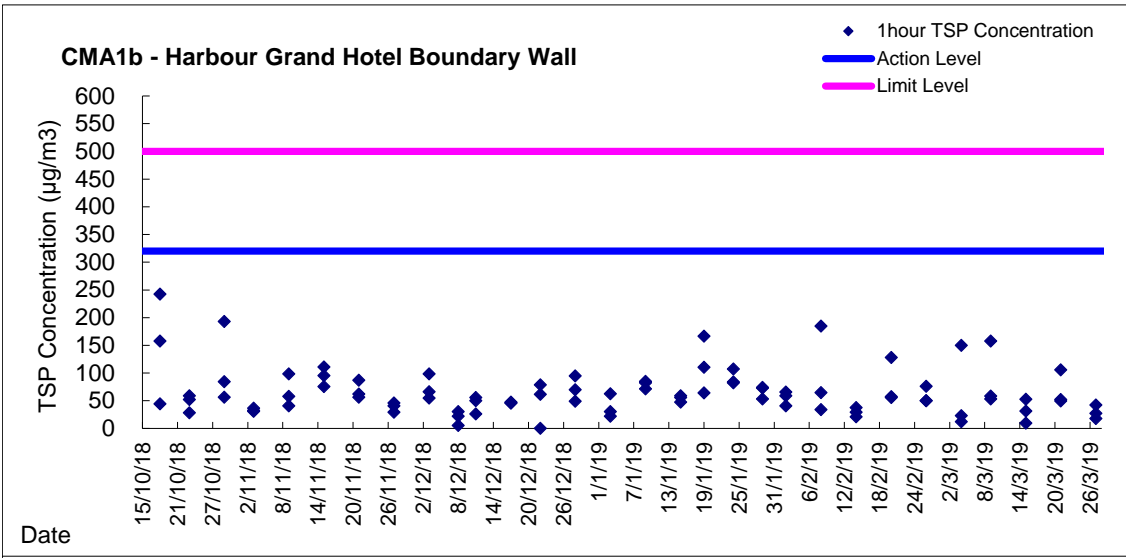
Date	Sampling Time	Weather Condition	Filter paper no.	Filter Weight, g		Elapse Time, hr		Sampling Time, hr	Flow Rate, m^3/min			Total Volume, m^3	TSP Level, $\mu\text{g}/\text{m}^3$
				Initial	Final	Initial	Final		Initial, Q_{si}	Final, Q_{sf}	Average		
2-Mar-19	8:00	Cloudy	CMA4a_24hr_140594	2.6455	2.7575	27073.30	27097.30	24.00	1.27	1.27	1.27	1823	61.4
8-Mar-19	8:00	Rainy	CMA4a_24hr_140549	2.6279	2.6763	27100.30	27124.30	24.00	1.28	1.27	1.27	1833	26.4
14-Mar-19	8:00	Rainy	CMA4a_24hr_140735	2.6670	2.7560	27127.29	27151.29	24.00	1.17	1.17	1.17	1690	52.7
20-Mar-19	8:00	Cloudy	CMA4a_24hr_140823	2.6485	2.7548	27154.29	27178.29	24.00	1.26	1.26	1.26	1814	58.6
26-Mar-19	8:00	Cloudy	CMA4a_24hr_140900	2.6468	2.7646	27181.29	27205.29	24.00	1.27	1.26	1.26	1820	64.7

Report on 1-hour TSP monitoring

Action Level ($\mu\text{g}/\text{m}^3$) - 312.5
Limit Level ($\mu\text{g}/\text{m}^3$) - 500

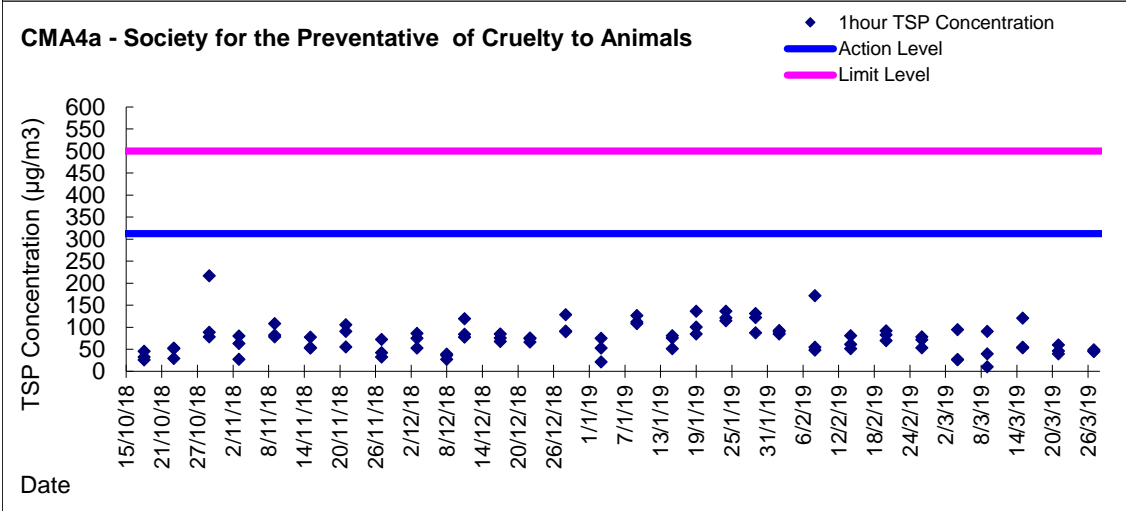
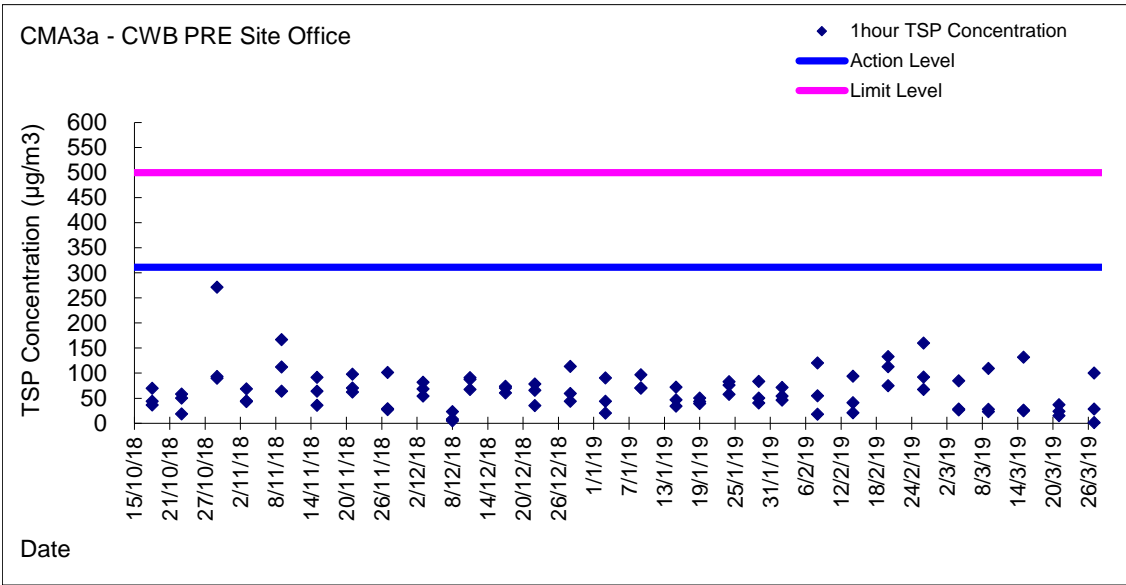
Date	Sampling Time	Weather Condition	Filter paper no.	Filter Weight, g		Elapse Time, hr		Sampling Time, hr	Flow Rate, m^3/min			Total Volume, m^3	TSP Level, $\mu\text{g}/\text{m}^3$
				Initial	Final	Initial	Final		Initial, Q_{si}	Final, Q_{sf}	Average		
4-Mar-19	8:10	Rainy	CMA4a_1hr_1_140526	2.6323	2.6343	27097.30	27098.30	1.00	1.27	1.27	1.27	76	26.3
4-Mar-19	13:00	Rainy	CMA4a_1hr_2_140586	2.6424	2.6444	27098.30	27099.30	1.00	1.27	1.27	1.27	76	26.3
4-Mar-19	14:15	Rainy	CMA4a_1hr_3_140555	2.6500	2.6572	27099.30	27100.30	1.00	1.27	1.27	1.27	76	94.6
9-Mar-19	8:30	Rainy	CMA4a_1hr_1_140575	2.6193	2.6201	27124.30	27125.30	1.00	1.27	1.27	1.27	76	10.5
9-Mar-19	9:32	Rainy	CMA4a_1hr_2_140701	2.6587	2.6617	27125.30	27126.30	1.00	1.27	1.27	1.27	76	39.3
9-Mar-19	10:43	Rainy	CMA4a_1hr_3_140748	2.6543	2.6612	27126.30	27127.30	1.00	1.27	1.27	1.27	76	90.5
15-Mar-19	8:50	Cloudy	CMA4a_1hr_1_140718	2.6463	2.6504	27151.29	27152.29	1.00	1.27	1.27	1.27	76	53.7
15-Mar-19	13:00	Cloudy	CMA4a_1hr_2_140725	2.6605	2.6647	27152.29	27153.29	1.00	1.27	1.27	1.27	76	55.0
15-Mar-19	14:15	Cloudy	CMA4a_1hr_3_140805	2.6593	2.6685	27153.29	27154.29	1.00	1.27	1.27	1.27	76	120.4
21-Mar-19	8:03	Cloudy	CMA4a_1hr_1_140852	2.6442	2.6472	27178.29	27179.29	1.00	1.26	1.26	1.26	75	39.8
21-Mar-19	9:40	Cloudy	CMA4a_1hr_2_140856	2.6455	2.6490	27179.29	27180.29	1.00	1.26	1.26	1.26	75	46.4
21-Mar-19	11:00	Cloudy	CMA4a_1hr_3_140864	2.6507	2.6552	27180.29	27181.29	1.00	1.26	1.26	1.26	75	59.6
27-Mar-19	8:26	Cloudy	CMA4a_1hr_1_140874	2.6489	2.6523	27205.29	27206.29	1.00	1.26	1.26	1.26	76	44.9
27-Mar-19	9:50	Cloudy	CMA4a_1hr_2_140887	2.6271	2.6306	27206.29	27207.29	1.00	1.26	1.26	1.26	76	46.2
27-Mar-19	13:00	Cloudy	CMA4a_1hr_3_140831	2.6660	2.6697	27207.29	27208.29	1.00	1.26	1.26	1.26	76	48.8

Graphic Presentation of 1 hour TSP Result

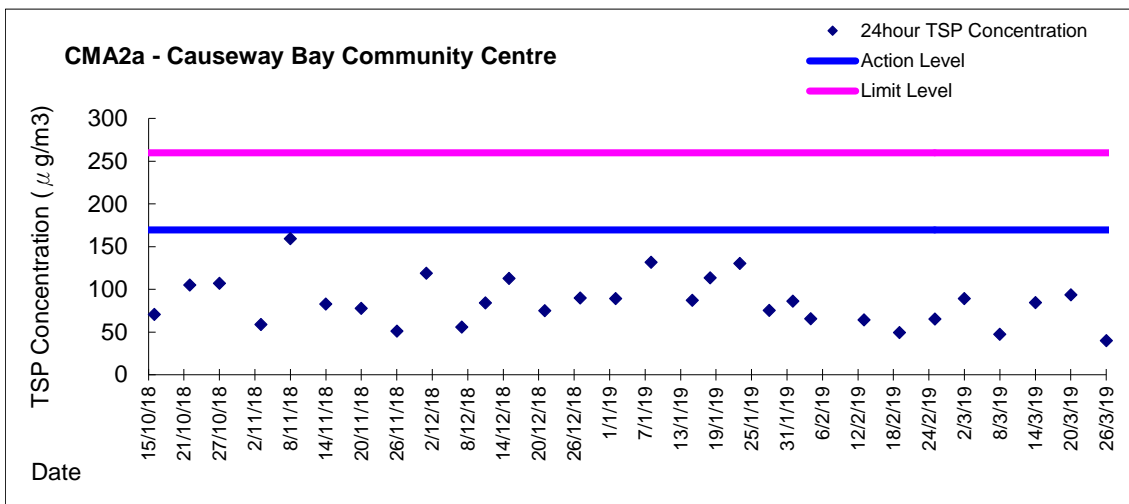
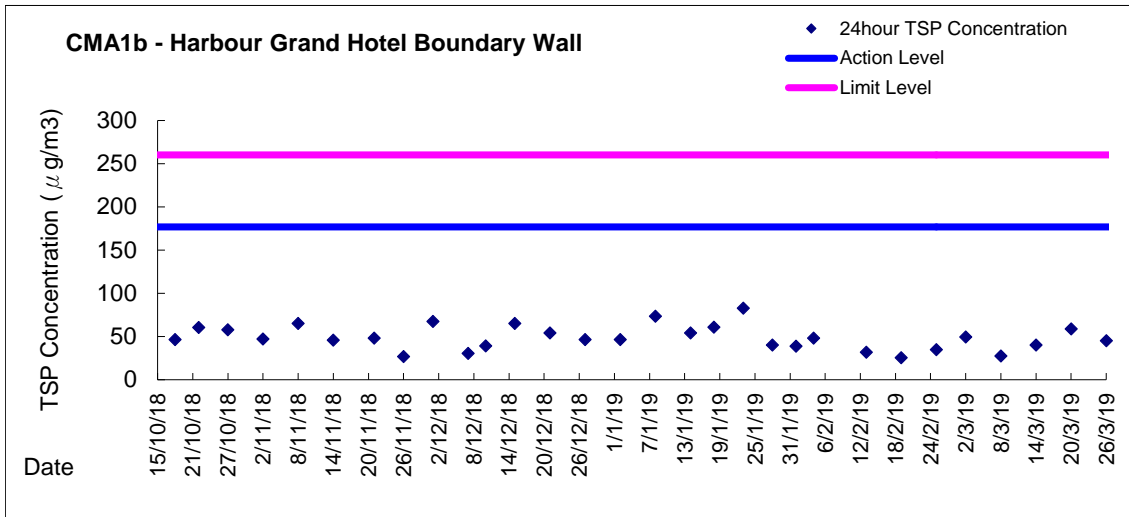




Graphic Presentation of 1 hour TSP Result



Graphic Presentation of 24 hour TSP Result



Graphic Presentation of 24 hour TSP Result

